

### Data Sheet

**Total Power:** 50 Watts  
**Input Voltage:** 12 V, 24 V or 48 V  
**# of Outputs:** Single

### SPECIAL FEATURES

- Encapsulated
- Wide 4:1 input range
- 1" x 2" DIP package
- 1500 Vdc I/O isolation
- Single and dual output
- OCP, OVP, OTP PProtection
- Remote On/Off
- High efficiency OF 92%
- Operating temp. range  
-40 °C to +85 °C (with derating)

### SAFETY

- UL/cUL 60950-1 (CSA)
- IEC/EN 60950-1



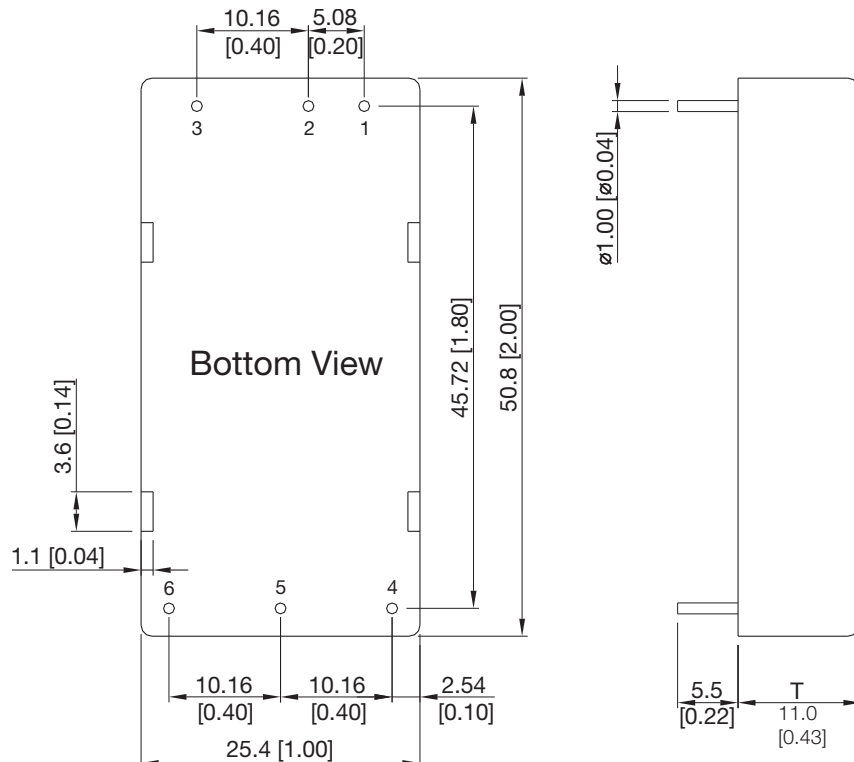
### Electrical Specifications

Input	
Input range	9 to 36 Vdc; 18 to 75 Vdc
Efficiency	92% @ 12 Vo
Output	
Voltage tolerance	±1.0%
Line regulation	±0.5%
Load regulation	Single output: ±0.5%
Noise/ripple	3.3 Vo, 5 Vo: 100 mV Others: 150 mV
OCP and S/C protection	Hiccup
Overvoltage protection	Latched
OTP protection	Latched
Switching frequency	285 KHz
Temperature coefficient	±0.02 /°C
Isolation	
I/O isolation	1500 Vdc min.
Insulation resistance	1000 Mohm
Insulation capacitance	2200 pF

### Environmental Specifications

Operating ambient temperature range	-40 °C to +85 °C
Storage temperature	-50 °C to +125 °C
Humidity	5% to 95% (non-condensing)
Calculated MTBF	233 Khrs

## Mechanical Drawings



### Pin Connectors

Pin No.	Single Output
1	+Vin
2	-Vin
3	Remote On/Off
4	+Vout
5	-Vout
6	Trim

- All dimensions in mm (inches)
- Tolerance: X.X±0.25 (X.XX±0.01)  
X.XX±0.13 (X.XXX±0.005)
- Pin diameter  $\varnothing 1.0 \pm 0.05$  (0.04±0.002)

## Physical Characteristics

<b>Case Size</b>	50.8 x 25.4 x 11 mm (2.0 x 1.0 x 0.43 inches)
<b>Case Material</b>	Aluminium Alloy, Black Anodized Coating
<b>Base Material</b>	FR4 PCB (flammability to UL 94V-0 rated)
<b>Pin Material</b>	Copper Alloy with Gold Plate Over Nickel Subplate
<b>Weight</b>	30 g

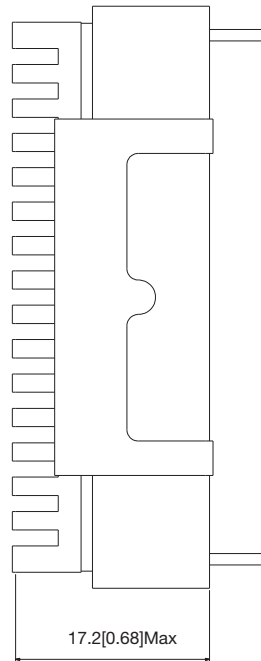
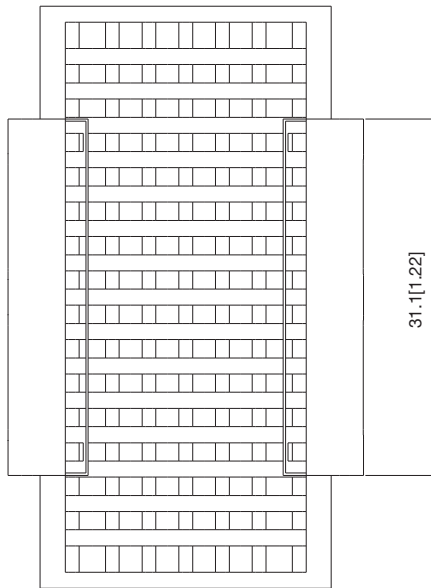
## Ordering Information

Model Number	Input Voltage	Output 1 Voltage	Maximum Power
AEE10F18-L	9 - 36 V	3.3 V @ 10 A	33 W
AEE10A18-L	9 - 36 V	5 V @ 10 A	50 W
AEE04B18-L	9 - 36 V	12 V @ 4.17 A	50 W
AEE03C18-L	9 - 36 V	15 V @ 3.33 A	50 W
AEE02H18-L	9 - 36 V	24 V @ 2.08 A	50 W
AEE10F36-L	18 - 75 V	3.3 V @ 10 A	33 W
AEE10A36-L	18 - 75 V	5 V @ 10 A	50 W
AEE04B36-L	18 - 75 V	12 V @ 4.17 A	50 W
AEE03C36-L	18 - 75 V	15 V @ 3.33 A	50 W
AEE02H36-L	18 - 75 V	24 V @ 2.08 A	50 W

To order the converter with heatsink, please add a suffix -HS (e.g., AEE10F18-LHS) to order code.

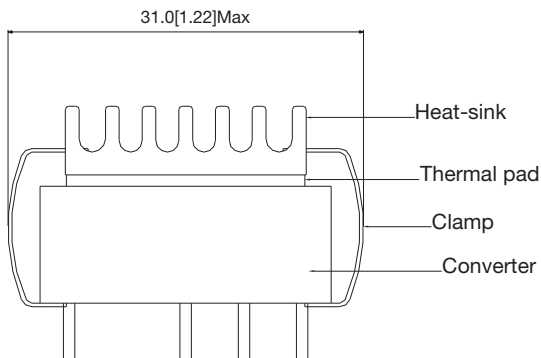
## Mechanical Drawings

### Heatsink (Option -HS)



The advantages of adding a heatsink are:

1. To help heat dissipation and increase the stability and reliability of DC/DC converters at high operating temperature atmosphere.
2. To upgrade the operating temperature of DC/DC converters, please refer to Derating Curve.



### Physical Characteristics

<b>Heatsink Material</b>	Aluminum
<b>Finish</b>	Black Anodized Coating
<b>Weight</b>	9 g

**Notes:**

1. All specifications are subject to change without notice. Mechanical drawings are for reference only.
2. Warranty: 3 yr
3. Label and logo appearance may vary from what is shown on mechanical drawings.

## WORLDWIDE OFFICES

### Americas

2900 South Diablo Way  
Suite B100  
Tempe, AZ 85282, USA  
+1 888 412 7832

### Europe (UK)

Ground Floor Offices, Barberry House  
4 Harbour Buildings, Waterfront West  
Brierley Hill, West Midlands  
DY5 1LN, UK  
+44 (0) 1384 842 211

### Asia (HK)

14/F, Lu Plaza  
2 Wing Yip Street  
Kwun Tong, Kowloon  
Hong Kong  
+852 2176 3333

**ARTESYN**<sup>™</sup>  
An Advanced Energy Company

[www.artesyn.com](http://www.artesyn.com)

Artesyn Embedded Technologies, Artesyn Embedded Power, Artesyn, and all Artesyn related logos are trademarks and service marks of Artesyn Embedded Technologies, Inc. All other names and logos referred to are trade names, trademarks, or registered trademarks of their respective owners. Specifications are subject to change without notice. © 2019 Artesyn Embedded Technologies, Inc. All rights reserved. For full legal terms and conditions, please visit [www.artesyn.com/legal](http://www.artesyn.com/legal).

For more information: [www.artesyn.com](http://www.artesyn.com)  
For support: [productsupport.ep@artesyn.com](mailto:productsupport.ep@artesyn.com)